


LEARN TO SPEAK ROBOT

Digital Thinking




PRINT & KEEP GUIDE

The 6 simple steps for Challenge Coordinators at schools.

STEP 1

Register your school.


School registrations open 27 January 2021 and close 2 July 2021. The Challenge is open to all year levels. Register at commissionersdigitalchallenge.net.au/register



STEP 2

Spread the word.

Share news of your school's involvement with the Challenge with teachers, students, parents and carers using the free Challenge promo materials. There are posters to print and display, a digital postcard for your school newsletter and a social media post plus the official 'Registered School' seal.



STEP 3


Provide the Coding Record forms.

Share the Coding Record form with all students taking part at your school. (Print or electronically share.)

STEP 4

Complete four Challenge activities.


Don't know where to start? Take a look at our recommended Challenge activities for beginners. It's recommended that students complete all activities by 10 September 2021.



STEP 5

Submit Challenge completion form for your school online.

Tell us what your school learned for a chance to win enticing digital prizes for your school. Challenge closes 24 September 2021.



STEP 6

Distribute rewards!

In addition to digital prizes, each student taking part receives formal recognition from the Commissioner and High Achiever schools are awarded a Certificate of Recognition.



There are also **design thinking** and **systems thinking** challenges to try!

Learn more at CommissionersDigitalChallenge.net.au